



The Contact Sheet

Newsletter of the Photographic Society of Chattanooga

©The Photographic Society of Chattanooga and the contributors copyright the contents of The Contact Sheet. No material herein may be reproduced in any manner without the written permission of the Editor or the material's specific contributor.

Volume 72, Issue 8

August 2022

Cover: Robert McLeod

Summer Vacations



Page 2-3

August Meeting Info
Committee Chairs
Calendar
Membership Info
Visitors and New Members

Page 4-5

What's New on the Web?
Quote of the Month
Save the Dates
Bootcamp Info

Page 6-11

Member Profile — Robert McLeod
Results of the PSA Councils Challenge
PSA Info
Remembering Larry Perry

Page 12-18

Photography Basics — Rain in the Studio
Of Interest to Photographers
Boot Camp List
Letter from Alan and Jackie Wolfe

Page 19-20

Activities with Potential Photographic Interest
Board List
Meeting Info

A Journey to and through Wildlife Photography

Ledra Woodlee

Join Ledra Woodlee, Olympus Featured Pro, on August 18, 2022 as she shares her story of how she started her wildlife photography career, and how and where she furthers it. Ledra will share tips and personal lessons she has learned over the years and how she captures, edits and displays her best nature images.

Natural Connections Photo Workshops is the physical manifestation of its owner and founder's love of travel, landscape, outdoor and nature photography. Ledra Woodlee is the force behind this photographic venture and she loves what she does - leading photography workshops around the country for people who like to travel, learn photography and have lots of fun while doing it!

Through classroom lectures, image critique and hands-on instruction in the field, Ledra offers her students the ability to address their specific needs and to develop their own photographic talents and interests.

Ledra is also affiliated with Olympus as one of their Featured Pros and loves her Olympus gear.



With a background in retail photography sales and service, Ledra possesses a broad knowledge of photography gear as well as photographic technique. Everything she has learned in the retail environment only serves to deepen her knowledge and ability to help workshop participants in the classroom and in the field as well.

For more information or to register for a workshop, visit:

www.naturalconnectionsphoto.com



PSC Committee Chairs

Boot Camp: Randy Ware

bootcamp@chattanooga-photo.org

Camera Club Council of Tennessee

(3CT) Club Rep: Sally Edwards

3ctclubrep@chattanooga-photo.org

Community Outreach:

outreach@chattanooga-photo.org

Contests-Quarterly and Annual:

Louann Smith

contests@chattanooga-photo.org

Exhibitions: Milton McLain

exhibitions@chattanooga-photo.org

Field Trips: Patricia Wilkins

field-trips@chattanooga-photo.org

Fundraising:

fundraising@chattanooga-photo.org

Membership: Kathy Hamill

contact@chattanooga-photo.org

Newsletter: Mary Jane Fish, Editor

editor@chattanooga-photo.org

Programs: Mary Jane Fish

programs@chattanooga-photo.org

PSA Competition - PID: Milton McLain

pid-competition@chattanooga-photo.org

PSA Competition - ND: Bill Mueller

ndcompetition@chattanooga-photo.org

PSA Club Representative: Milton McLain

psa-rep@chattanooga-photo.org

Publicity: Karen Beisel

publicity@chattanooga-photo.org

Sound Technician: Jim Mears

sound@chattanooga-photo.org

Special Events: Jackie Wolfe

special-events@chattanooga-photo.org

Website: David Temples

website@chattanooga-photo.org

Webmaster: Dave Reasons

webmaster@chattanooga-photo.org

Workshops and Seminars: Lin Prabish

workshops@chattanooga-photo.org

Youth Photography (YPS): Pat Gordy

youthcontest@chattanooga-photo.org

Calendar of Events

Aug 4—7:00 pm Board Meeting (Zoom)

Aug 11—6:00-8:00 PM Club Social at YMCA

Aug 18—6:00 PM Bootcamp and General Meeting
Midnight -3rd Qtr Contest Entries Due

Aug 26—6:00-8:30 PM Reception at Blackwells

Sept 29—6:00 PM Annual Picnic

PSC Membership

Pay your membership online through PayPal

www.chattanooga-photo.org

Or by check ~ Mail check (payable to PSC) to
PSC, PO Box 8886, Chattanooga 37414

STUDENTS (FULL TIME) \$15 SINGLE \$30

FAMILY (SAME HOUSEHOLD) \$40



New Members and Visitors

PSC welcomes all visitors and new members. New members are invited to participate in all PSC events and visitors are encouraged to join PSC after three visits.

Visitors	New Members
Bert Estep	Randall & Nicole Shuptrine
Tina Estrada	
Gregory G. Kelly	
Jonathan Vasquez	

What's New on the Web?

July 2022

Bill Mueller

Happy August, maybe we can drop back to the upper 80's this month. We're going to start off this month with a great tutorial from Christian Mohrle – The Phlog Photography. Christian shows us "How to Shape Light with Lightroom" and it's actually quite simple.

[\(1163\) How to Shape Light with Lightroom - YouTube](#)



Christian was on a roll this month and did a tutorial titled "70 Lightroom Tips Tricks & Secrets for Beginners." No matter what your level of expertise with Lightroom is, I'm sure you can find something new or that you've forgotten already.

[\(1163\) 70 LIGHTROOM Tips, Tricks & Secrets for Beginners - YouTube](#)

Here's an opportunity to get a little philosophical while you're staying inside and avoiding the heat. Alister Been of Expressive Photography goes into a great discussion he titles "Landscape photography: Why we struggle with creativity."

[\(1163\) Landscape photography: Why we struggle with creativity - YouTube](#)

I've pointed out a lot of tutorials about how to change colors of objects over the years, but I've always done them in Photoshop. Aaron Nace of Phlearn shows us how to do it in Lightroom and man is it easy. These new AI masks they introduced recently are amazing.

[\(1163\) Change Colors in LR Desktop - YouTube](#)

One of the most powerful features of Photoshop is layer masks. It seems, for me anyway, the more proficient I get at Photoshop, the more Layer Masks I use. Here's a two-part tutorial from Christopher O'Donnell that goes into great detail on the use of Layer Masks. Make sure to allow yourself some time, they're over an hour each.

[\(1163\) Photoshop Layers: A Beginner's Guide for Photographers - YouTube](#) Part 1

[\(1163\) Layer Masks for Photoshop: A Beginner's Guide for Photographers - YouTube](#) Part 2

Quote of the Month

"The great thing about getting older is that you don't lose all the other ages you've been."

Madeleine L'Engle

SAVE THE DATES

LET'S GATHER TOGETHER AS PHOTOGRAPHERS FOR OUR CLUB'S 1ST 2022 SOCIAL

WHEN: Thursday, August 11, 2022

WHERE: YMCA at 7430 Shallowford Road

TIME: 6:00pm to 8:00pm

FOOD: Bring snacks to share with group. Club will provide beverages.

CONTACT: Sharon Wise at (843)290-4145 or wise5955@gmail.com

Third Quarter Contest Entries Due On Thursday, August 18

Entries for the PSC third quarter contest must be submitted by **midnight on Thursday, August 18, 2022.**

The theme for the PSC third quarter contest is "Wildlife". Entries should feature wild animals, whether found in the wild or captivity.

The standard contest rules apply. A club member who has paid current dues may submit up to three digital entries by email to: psccontest2020@gmail.com. Images must be in jpg format and must be no larger than 2 mb. Images must be sized so that the long edge does not exceed 1920 pixels and the short edge does not exceed 1080 pixels. Each image must be titled in this format: title_firstname_lastname.jpg.

I encourage each of you to check your images before you submit them to make sure they are sized correctly. Many of the images submitted to PSC contests are not sized correctly, requiring me to send emails requesting that they be corrected and resubmitted.

Please don't hesitate to contact me at psccontest2020@gmail.com if you have any questions about these rules or the contest.
Louann Smith



August – Louann Smith – Flower Photography

Thursday, August 18 at 6:00 PM

BOOT CAMP

http://chattanooga.org/Education/boot_camp/bootcamp

Member Profile of the Month

Robert McLeod

I've enjoyed my membership in PSC for more than ten years and am serving a 2nd term on the Board. Being on the Board is important because you gain a much better understanding of planning, finances and limits to our club reach. Since joining I've acquired lots of Sony equipment including an A-9 which uses a high frame count to capture action of sports and much more.

After retiring a dozen years ago, Carol and I have made several return trips to the National Parks traveling from the Florida Everglades to Olympic National Park in the far corner of Washington. Olympic is a very special place with a picturesque shoreline, old-growth rain forest rising to glacier-capped mountains. The Park encompasses a million acres bordering along the Straits of Juan de Fuca. There are very few places to visit that offer so much diverse scenery.



Having driven that far, our trip included visits to the southern parts of British Columbia and Alberta. Alberta is a stark example of world climate change with the disappearing features along Glacier Drive. What a disappointment! Travelling Can-

ada in the summer months there are large crowds everywhere. Lake Louise in Alberta was just one example of overcrowding, shorelines filled with visitors and no place to park!



However, summer is best for Canadian travel, being able to get around without bad driving conditions. It's worth the trip north into wilderness areas where you find vistas along the back country roads, lakes and streams. Of course, there are frustrations. While we were there, over 200 forest fires in BC left the skies in BC, AL, WA, OR, ID & MT very smoky. Picture taking was a real challenge.

Glacier and Yellowstone NPs are special northern places, great for hiking, sightseeing & photography. Being well north it's important to plan your trips when these Parks are open! Services in the Parks are only open during the summer season. The Park Service is not staffed or equipped to handle the overwhelming winter conditions.



Regardless of your picture taking interests (landscape, animals, birds, floral or perhaps microphotography) the Parks offer unlimited opportunities to hone your skills.

While you are travelling in the northern States don't overlook T.D. Roosevelt (in ND) or the Badlands (in SD). These Parks have much dif-

ferent landscapes and lots of animals too.

In Utah, don't miss Arches, Canyonlands, Bryce & Zion, just to mention a few of State locales. Year-round weather conditions are better. You'll find much less greenery and more desert-like landscape. At Bryce the road goes up to 9,000 feet (hiking not required)! Clear air and very dark night skies make it one of the best



places to shoot celestial and the Milky Way. A great planning tool is "The Photographer's Ephemeris 3D" online or for your iPhone. It's an accurate way to plan shots when the Moon isn't flooding the sky. Bryce is an east facing Park so the best time for day photos will be around sun rise.



Moving south, another special place is the North Rim, Grand Canyon. It's about a thousand feet higher than the South Rim and offers lots of varied

vistas, not seen in the much published views along the southside. For North Rim visits you must travel between May & October when the North Park is open and services are available. This is another good location for Milky Way photos.

I've jumped over many special National Parks and Monuments in the western states. Over the years you should plan to visit all of them! One trip planning note that surprised me is that Big Bend NP along the Rio Grande is fully open during the winter and has limited services during the very hot summer (an important note that I overlooked). When visiting Monument Valley & Canyon de Chelly (CDC) it's best to hire a guide. Navajo Guides are not limited in access to the best locales. In Monument Valley early morning & late day access is only possible with a guide. In CDC a guide is needed for valley access.

When visitors come calling, our itinerary always includes trips to the Smoky Mountains NP, Chickamauga & Chattanooga National Military Parks.



Results of PSA Councils Challenge

Pat Gordy

Congratulations to Mary Jane Fish and Mickey Rountree! Both have earned Honorable Mentions in the 2022 PSA Councils Challenge.

Mickey with - "4501 Steam Engine" in Color Category



and Mary Jane with "Down by the Riverside" in Monochrome



These two images will be in the August 3CT newsletter.

See attached score sheets to see your scores and the scores of competing councils too. Thanks so much for entering on behalf of 3CT!! Hope we do better next year with your help again.

2022					
OVERALL COUNCIL TOTALS					
Council Name	Color	Monochrome	Nature	Total Points	AWARD
Chicago Area Clubs Association	120	117	121	358	1st
New England Camera Club Council	121	113	115	349	2nd
Northern Calif. Council of Camera Clubs	110	111	118	339	3rd
Greater Detroit Camera Club Council	104	114	104	322	
Columbia Council of Camera Clubs	111	103	100	314	
Gulf States Camera Club Council	106	101	102	309	
Twin Cities Area Council of Camera Clubs	99	104	99	302	
Southern Calif. Assoc. of Camera Clubs	106	103	91	300	
Wisc. Area Camera Clubs Organization	101	101	90	292	
Camera Club Council of Tennessee	79	77	77	233	
North Central Camera Club Council	118	110	0	228	

Color

Award	Total	Image Title	Council Name	Given Name	Family Name
HM	10	Steam Engine	Camera Club Council of TN	Mickey	Rountree
	9	Night Is Coming	Camera Club Council of TN	Sally	Edwards
	9	Five Little Bee-eaters on a Limb	Camera Club Council of TN	Mary_Jane	Fish
	9	The King	Camera Club Council of TN	Charles_Brent	Wright
	8	Darkness And Light	Camera Club Council of TN	Dave	Reasons
	8	Dreamy Pasture	Camera Club Council of TN	Gayle	Domanski
	8	White Iron	Camera Club Council of TN	Leandra	Habel
	7	Pinkies	Camera Club Council of TN	Donna	Bourdon
	6	Cherohala Autumn	Camera Club Council of TN	Wendell	Gordy
	6	Here Comes The Sun	Camera Club Council of TN	Jane	Brewer

Monochrome

AWARD	TOTAL	Image Title	Council Name	Given Name	Family Name
HM	10	Down By The Riverside	Camera Club Council of TN	Mary_Jane	Fish
	8	High Key	Camera Club Council of TN	Sally	Edwards
	8	Egret Seeking Mate	Camera Club Council of TN	Wendell	Gordy
	8	See The Usa In Your Chevrolet	Camera Club Council of TN	Dave	Reasons
	8	Seeing Double	Camera Club Council of TN	Donna	Bourdon
	8	Signs Of Life	Camera Club Council of TN	Gayle	Domanski
	8	Water Lotus Leaf	Camera Club Council of TN	Mickey	Rountree
	7	Blacksmith's Forge	Camera Club Council of TN	Gerald_S	Wood
	6	Rutherford Cupola	Camera Club Council of TN	Leandra	Habel
	6	Sunset At Grassy Island	Camera Club Council of TN	Laurie	Gibbs

Nature

Award	Score	Image Title	Council Name	Given Name	Family Name
	11	Gathering Nesting Materials	Camera Club Council of Tennessee	Jane	Brewer
	11	Red Fox	Camera Club Council of Tennessee	Mickey	Rountree
	9	Autumn Waters	Camera Club Council of Tennessee	Wendell	Gordy
	9	Walk In The Park	Camera Club Council of Tennessee	Donna	Bourdon
	8	Mother And Baby At Twilight	Camera Club Council of Tennessee	Mary_Jane	Fish
	7	Western Cottonmouth	Camera Club Council of Tennessee	Laurie	Gibbs
	6	Coming Soon Fall Colors	Camera Club Council of Tennessee	Dave	Reasons
	6	Morning Swim	Camera Club Council of Tennessee	Gayle	Domanski
	6	Tiny Blossoms	Camera Club Council of Tennessee	Leandra	Habel
	4	Waiting On The Train	Camera Club Council of Tennessee	Sally	Edwards




PSA provides education, information, inspiration and opportunity to all persons interested in photography



Remembering Larry Perry



For those who may not know; my personal friend and friend/supporter/mentor/advisor to those in the photography community; Larry Perry has died. There cannot be a replacement for such a talented and giving individual. Many of you have wondered what had happened to his monthly Digital Lunch Bunch meetings, his weekly newsletter, "Larry's Notes," or one of his other newsletters he sent around the world. He fought cancer for many years with only a few people knowing his situation. He worked right to the end, conducting the judging of photographic competitions, authoring books, encouraging others, and maintaining an active law practice. He repeatedly expressed his wish that everyone remembers him as they last saw him and was adamant that there not be a public announcement or "celebration of life." Larry's wife and partner, Eloise, has worked hard to proceed as he had requested. She has now agreed that enough time has passed to make this announcement.

Larry was a man of many, varied accomplishments: He was a very young eagle scout; the youngest licensed radio engineer in the US; an Electrical Engineer; was an Attorney specializing in FCC law who testified many times before Congress; recipient of the TN Radio Hall of Fame Life Time Achievement Award; world traveler of about 130 countries; worked with NASA on the Apollo Project; national lecturer on various topics; Air Force fighter pilot, teacher in business and photography courses; a photography workshop leader; often shared his images with nursing homes and other shut-ins; performed missionary work in Haiti; judged and conducted photography competitions; author of 28 books on different topics; and was on the board-of-directors of many corporations.

Let's fulfill Larry's wishes and remember him as you may have connected with him whether it was his personal encouragement, his promotion of photography related activities, as an instructor at UT, his photography presentations, or just enjoying his presence.

Let us also be respectful and refrain from contacting Eloise. Although she would appreciate the sentiment, it is her wish not to relive his passing with each contact. I hope you understand.

Douglas Hubbard

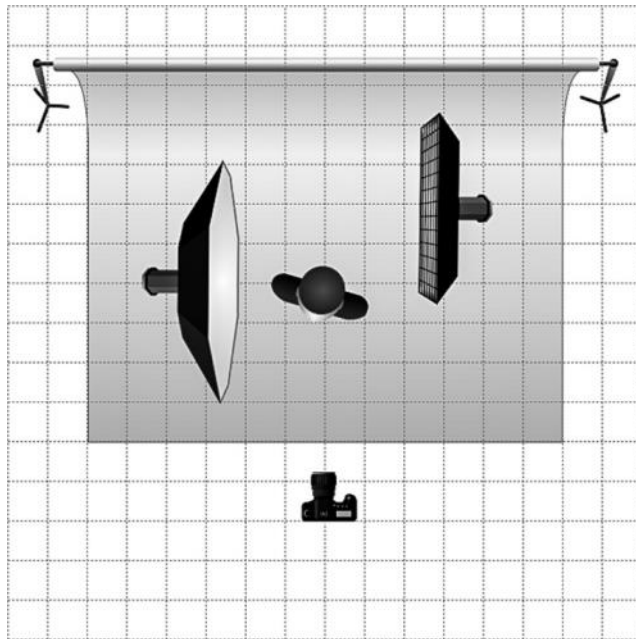
President, Camera Club of Oak Ridge

Photography Basics

Rain in the Studio Mickey Rountree

I found a nice purple iris in my yard, and decided to bring it into the studio to photograph it. I almost always spray some water on my flowers for extra interest and texture, but today I decided to shoot as I sprayed to get a rain effect. While I got some shots I liked, there was one unexpected problem that I'll talk about in a minute.


I shot with my Canon 5D Mark IV and 100mm f2.8 IS "L" Macro lens. My bloom was held with a Wimberly Plamp which makes positioning the flower easier and precise. I lit this with a large Octabox camera lamp left, and a strip light with a grid behind the flower and camera right. This is very similar to one of my favorite portrait lighting setups. The indoor rain droplets came from a two small spray bottles; one gave a fine mist and the other a coarser spray. Exposure was ISO 200, 1/125 sec and aperture varied between f/16 and f/22 for deep depth of field.



VERSION 1.1 - WWW.KEVINKERTZ.COM - ©2000 KEVIN KERTZ
For personal use and to share your setups only. Not for commercial use. Email suggestions to kevin@kevinkertz.com



Here is one of the first images I took. I like it, but if you look at the raindrops closely, you'll see the problem. In nature, and how we perceive them in our minds, water drops fall with the fat part down, and the trailing tail of motion blur going up. The raindrops in my shot look just the opposite and that almost makes them appear to be going up rather than falling downward.



There are several reasons this happened, and there are a couple of possible fixes that I may shoot later if I'm not feeling lazy. First, many people assume that the speed of a flash firing is so fast it will freeze motion. But different flashes have different flash durations. Generally, at full flash power like I was using, the flash duration is longer. Also on a studio strobe like I was using, there is an initial discharge where most of the light is produced, giving us the bright fat part of the drop, but then it falls off gradually from there leaving the motion streaks below our drops. The streaks weren't from ambient light in the studio because the room lights were off. Also studio strobes use what is called front curtain synch. So the strobe fires as soon as the shutter starts to move so any movement during the time the shutter is open appears to blur in front of the drop, rather than behind it.

So how do I fix it? First, I could buy a really large, powerful (and expensive) strobe with a very short flash duration. That's not happening; have you noticed the price of gas and groceries lately? The second, cheaper fix is to shoot using speedlites rather than a studio strobe. Speedlites have a shorter flash duration, especially at lower power, and they don't have the slow fall off of a studio strobe. Also most camera and speedlite combinations allow for rear curtain synch, so the flash doesn't fire until the shutter is closing, so the streaks have already occurred behind the drop before the flash lights it.

So there must be a downside (or two or three) or I would have just started with speedlites. The first downside is the limited power of speedlites. I was shooting at ISO 200 and f/16 or f/22. To do that with speedlites, the light would have to be very close, I'd probably be at a much higher ISO and larger aperture (not what I needed for depth of field), and I probably couldn't get enough power to use a softbox. Again at full power the speedlite would have a longer flash duration also. It would be difficult to get the light quality, good depth of field and the quality of a low ISO with speedlites, but I may do some experimenting later. And the biggest downside is that speedlites don't have modeling lights, so placement is trial and error.

Generally, my style in the studio has been clean, sharp, graphic images like the one below.



Lately I've been experimenting more and more with textures, color grading, and other filters to produce a less realistic and perhaps more artistic look. It's still a learning process and I'm not fully comfortable with it yet, but I'm getting there.



This last image required focus stacking four images because of the very shallow depth of field produced by extreme magnification. Even $f/22$ couldn't provide enough depth of field for the look I wanted. And if I'm being honest, I had to go back and reread my older article on focus stacking because I haven't had to use it in over a year.



BONUS


I knew I wasn't going to sleep tonight unless and until I got out some speedlites to see if they really would change the look of the rain. So at 2:AM, I redid the shoot with speedlites. I had a very small (about 5X7 in) and inexpensive softbox that goes directly on a speedlite. I placed this about 4 inches from the iris for two reasons. First by placing it so close it was still relatively large in relation to the flower and produced a fairly soft light. Second by placing it so close, I was able to shoot at f/22 at ISO 400 at only 1/16 power, which makes for much shorter flash duration. I used a second speedlite with a grid, also at 1/16 power behind the flower and camera right to backlight the flower and "rain".

So, did we learn anything? First, I already knew it, but now you know it too; I'd rather do photography than sleep. Second was a bit of a surprise to me; I was able to get my f/22 exposure by only going to ISO 400, and still only used 1/16 power on the flashes. That was important because of the short flash duration. Third, the speedlites really did produce less of a "tail" on the raindrops, and even where it did the

drops don't feel like they are rising up instead of falling down. Fourth, it matters how I sprayed. If I sprayed down on the flower with a slow squeeze, the drops were larger, and fell faster due to direction and weight. If I made a fast squeeze aimed more above the flower, the drops were smaller, lighter and didn't fall as fast or blur as much.

I have been working with speedlites more and more, and other than the lack of modeling lights they can handle small jobs almost as well as studio strobes, if not better, as in this case.

Here's a detail of the rain shot by a speedlite. Notice the tails are almost nonexistent or very short due to the short flash duration. And the tails don't taper and look like they're rising.



Here a slow squeeze aimed downward produced larger drops and slightly longer tails.



Here a quicker spray aimed above the flower produced small drops with almost no tails.



Of Interest to Photographers

Boot Camp Programs from Jan 2022 to Dec 2022

Jan – Richard Smith – Lightroom 11 Update

Feb – Patricia Wilkins – Fireworks

March – Patrick Thompson – Exposure

April – Jim Pierson – Macro Photography

May – Bob Copland – Photo Critique

June – Myra and Larry Reneau – African Safari

July – Lynn Petty – Aviation/Action Photography

August – Louann Smith – Flower Photography

Sept – No Bootcamp – Picnic

Oct – No Bootcamp – Open House

Nov – Donna Bourdon – Bird Photography

Dec – No Bootcamp – Christmas Dinner



Alan and Jackie Wolfe are members of PSC and are going on a church mission trip to Malawi, Africa. Here is a letter they have written.

Dear friends,

God has opened the door for me and Jackie to go on mission to Malawi, Africa.

The trip is scheduled for later this month. We are excited but nervous. We've known for some time that this was a possibility, but it seemed to never come together.

We humbly ask that you pray for us and add us to your prayer lists in your small groups if you feel so led. First and foremost, we ask that God be working in our hearts and the hearts of the people we'll be working with. We ask that you pray specifically for our travel, as the trip over includes 4 flights totaling about 26 hours (not counting ground transportation), and the trip back includes 5 flights totaling about 31 hours plus ground transportation. Please pray that we and our luggage will arrive safely and stay on schedule. And pray that God will provide someone to take us to the Atlanta airport very early that Tuesday morning and also someone to pick us up in Atlanta that Sunday afternoon.

Also, we are not sure yet exactly what we'll be doing, and what supplies will be needed. We know the missionary needs some repair work around the complex. But we don't know what tools will be needed. The missionary also would like us to purchase and install a solar-powered pump for her well. We have no idea how much that will cost or what tools will be needed.

Lastly, please pray for the finances for this trip. The airfare alone (with taxes and insurance) is \$3000 per person. We have estimated another \$750 per person for food, lodging, ground transportation, and VISA. We know God will provide the resources for what He has called us to do.

If you feel led to support this trip financially as well, please make checks out to Falling Water Baptist Church and put "Malawi Missions" in the memo line. Please mail the checks to Falling Water Baptist Church at 523 Roberts Mill Road, Hixson, TN 37343. Thanks again for faithfully praying for us

God bless,

Alan and Jackie Wolfe

Activities with Potential Photographic Interest

Dates

- Sundays, April thru November
Named one of the "Top 10 Public Markets in America" by Frommers, Chattanooga Market features over 50 farms bringing a variety of produce, meats and cheeses to the market each week and over 130 artisans offering their unique crafts, arts, farm-fresh goods, and so many other locally made specialties. Live music is a staple at Chattanooga Market with local and regional musicians on the EPB stage for two FREE shows weekly plus food vendors galore for the hungry shoppers. 11am-4pm at the First Tennessee Pavilion, 1829 Carter Street, Chattanooga
- Friday Nights, Early May thru late August
The free Nightfall Concert Series, continually held for over 30 seasons, takes place every Friday night from early May through late August. (Except in early June for Riverbend.) Nightfall features a diverse schedule of quality musical entertainment with local openers and national headlining acts, many of whom are performing for the first time in our city. Bring your kids, lawn chairs, pets and friends to enjoy great live music, food and an ice cold beverage in the outdoor social atmosphere of Nightfall. Miller Plaza, 850 Market St., Chattanooga, TN 37402
- July 16 - August 27, 2022
The 2022 Blue Ridge Mountain Arts Assn., Photography National Juried Show. Blue Ridge, Georgia, is open to all photographers, both amateur and professional, and all original photographic media, including film and digital images. This national show will be on display in the Richard Low Evans Gallery of the Art Center, home to the BRMAA and located at the historic courthouse in Blue Ridge, Georgia from July 16 through August 27, 2022.
<https://www.blueridgearts.net/brmaa-national-juried-photo-show.html>
- August 20, 2022
Great Smoky Mountain Hot Air Balloon Festival, Townsend, TN. Join us this August for a summertime spectacle, when professional balloonist light up the evening sky with a
<https://exploretownsend.com/calendar/great-smoky-mountain-hot-air-balloon-festival/>
- August 13-27, 2022
2022 Montgomery Photo Festival in Montgomery, Alabama. See this link for the prospectus:
<https://themontgomeryphotofestival2022.artcall.org>
- Sept 10-11, 2022
Smokey Mountain Airshow - McGhee Tyson Airport - Knoxville, TN The U.S. Navy's Blue Angels will headline the show with the A-10 Thunderbolt Demonstration Team also attending. Other acts will be announced as show time approaches. For more information and periodic updates visit:
<https://smokymountainairshow.com/>
- October 8, 2022
Wine Over Water is celebrating its 27th anniversary! This much-loved annual event has become a favorite destination for wine enthusiasts throughout the southeast.
<https://www.preservechattanooga.com/wineoverwater>
- October 28-30, 2022
Spirit of the Mountain PowWow, Morgan County Fairgrounds, Lansing, TN
<https://www.morgancountychamber.com/event/spirit-of-the-mountain-pow-wow-native-american-festival-oct-28-30-2022/>
- January 22-24, 2023
Imaging USA is returning to Nashville, TN. The Gaylord Opryland Resort & Convention Center will be the location. For more information and periodic updates visit:
<https://imagingusa.com/>

PSC Board Members

Officers

President: Louann Smith 423-605-0605 president@chattanooga.org
Pres-Elect: Mary Jane Fish 423-803-6457 president-elect@chattanooga.org
Secretary: Ed Laughlin 423 894 6986 secretary@chattanooga.org
Treasurer: Mary McLain 423-344-5643 treasurer@chattanooga.org

Directors

Bob McLeod ('24) 706 508-2317 bob@chattanooga.org
Dave Reasons ('24) 256-443-1969 dave@chattanooga.org
Donna Bourdon ('24) 423 280-6019 donna@chattanooga.org
Martin Fish ('23) 703-969-8907 martin@chattanooga.org
Pat Gordy ('23) 423-718-7552 pat@chattanooga.org
Randy Ware ('23) 706-270-2985 randy@chattanooga.org
Lynn Petty ('22) 423-653-3453 lynn@chattanooga.org
Nick Stangarone ('22) 423-762-2448 nick@chattanooga.org
Sharon Wise ('22) 843-290-4145 sharon@chattanooga.org

Webmaster: Dave Reasons & David Temples webmaster@chattanooga.org
Editor: Mary Jane Fish editor@chattanooga.org
Website www.chattanooga.org
Facebook: www.facebook.com/chattanooga.org
Twitter <https://twitter.com/ChattanoogaFoto>



Thanks to Shaw Industries for printing our monthly newsletter.

Monthly Meeting Information

Day: 3rd Thursday Each Month

Time: 6:00 PM, Boot Camp
6:30 PM, Registration & Social
7:00 PM, Meeting & Program

**St. John United Methodist Church
CAC
3921 Murray Hills Drive**

Directions: Exit Hwy 153 onto Hwy 58 North. Turn left at the first traffic light onto Murray Hills Drive. Entrance to the church is on the right. PSC will meet in the CAC (gymnasium) ground level entrance immediately in front of you. Parking surrounds the church; however other entrances will normally be locked.

The Photographic Society of Chattanooga holds club membership in the Photographic Society of America, ArtsBuild Chattanooga, Camera Club Council of Tennessee (3CT), and the North Georgia Camera Club Council (NG3C).



ARTS Build

A 501(c)(3) Organization

Photographic Society of Chattanooga
PO Box 8886
Chattanooga, TN 37414