The Contact Sheet

Newsletter of the Photographic Society of Chattanooga

©The Photographic Society of Chattanooga and the contributors copyright the contents of The Contact Sheet. No material herein may be reproduced in any manner without the written permission of the Editor or the material's specific contributor.

Volume 76, Issue 9 **September 2026** **Cover: Mary Jane Fish**



It is time for me to Say Goodbye to editing our club's newsletter The basic reason is that Publisher, the software I use to create our newsletter is going away as of October 1, 2026. I am at an age where I do not want to have to learn a new software.

I have enjoyed being editor for many years but have found it more frustrating with more people using WIFI and sending in items that are not easily transferred into Publisher. I really appreciate the members who continually send me their articles each and every month. That makes things more interesting.

I am sure that the new Board will describe how you will be getting the information about the goings on of the PSC.

I hope you have enjoyed my newsletters and hopefully the club will continue without them on a monthly basis.

Page 2–4	Page 4–6	Page 7–8	Page 9–16
Sept Meeting Info	Membership Info	3rd Quarter Contest Info	Basic Photography—Light is Light
Slate of Officers	Sept Field Trip Info	NG3C Shoot out Info	3CT Photo Trek 2026
Open House Flyer	Between the Bridges	Coffee and Cameras Info	Board List
Committee Chairs	Gallery Update	PSA Info	Meeting Info
Calendar			

Happening This Month

Open House Is September 17!

6:00—8:00 pm

Our annual **PSC Open House is Thursday, September 17, from 6–8 PM**, and we're looking forward to another great evening of photography, conversation, and community. The event is free and open to the public, so please invite friends, family, and anyone who might enjoy discovering what PSC is all about.

Members, please plan to arrive on time. We will begin the evening with a **club vote before the Open House activities get underway**. This will take place right at the beginning of the evening so we can move quickly into the night's activities.

Get Your Prints Ready!

The **Member Exhibition** is back! This exhibition is **open to all active PSC members**, and we hope to fill the walls with the variety of work being created across our club. Last year we had an amazing turnout. Let's do it again!

Whether you've been photographing for decades or are still finding your footing, we want to see your work represented. This is a member exhibition, not a competition, and a wonderful opportunity to share what you've been creating with fellow members and our Open House visitors.

Help Us Fill the Refreshment Table

Jackie Wolfe is coordinating refreshments, and member contributions are greatly appreciated. Chips, desserts, vegetables, finger foods, and other easy-to-share items are all welcome. Thank you to everyone who helps us make the evening a little more hospitable—and a little more delicious.

This year's Open House will include **Meet the Artists, image reviews, live editing demonstrations, hands-on camera practice, Safelight District, the Member Exhibition, a used book sale, refreshments, and more.** Watch our social media over the coming weeks for spotlights on the individual artists, demonstrations, and tables you'll find throughout the evening.

Thursday, September 17 | 6–8 PM
3921 Murray Hills Dr., Chattanooga, TN

Come early for the vote, bring a print for the exhibition, contribute to the refreshment table if you can, and then stay for a great night of photography.

The Nominating Committee's slate of officers for the 2026-2027 Season

You will be able to nominate additional personnel at the September meeting.

President-Elect: Don Jernigan
Treasurer: Diane Proffitt
Secretary: Cheryl Hale

Director (1 Year): Louann Smith
Director (2 Year): Martin Fish
Director (3 Year): Mike Sobel
Director (3 Year): Paul Newbourne
Director (3 Year): Donna Oster

PHOTOGRAPHIC SOCIETY OF CHATTANOOGA

Open House

17 SEPTEMBER 2026 6-8PM

Meet photographers, see their work, ask questions, try new techniques, and spend an evening immersed in photography.

MEET THE ARTISTS

Sit down with PSC photographers, see their images, and talk one-on-one about wildlife, travel, architecture, abstract, creative techniques, and more.

IMAGE REVIEWS

Bring a few of your own photographs, as prints or on a tablet, and get thoughtful feedback from experienced photographers.

LIVE EDITING DEMONSTRATIONS

See editing techniques in action. Bring your laptop or tablet if you'd like to follow along.



HANDS-ON CAMERA PRACTICE

Bring your camera and put it work. Practice camera settings, ask technical questions, try intentional camera movement, or follow along with other shooting techniques throughout the evening.

MEET SAFELIGHT DISTRICT

Learn about Chattanooga's community darkroom and talk with Safelight District about film photography, developing, printing, and getting involved with the local analog photography community.

PLUS: Club Member Exhibition · Used Book Sale · Refreshments

BRING YOUR GEAR. BRING YOUR QUESTIONS.

- Images for review, printed or on a tablet
- Laptop or tablet to follow along wth editing demonstrations
- Camera for shooting demonstrations and technique tables

FREE & OPEN TO THE PUBLIC

All are welcome.

chattanoogaphoto.org

3921 Murray Hills Dr Chattanooga, TN

PSC Committee Chairs

Audio-Visual (Sound Tech): Martin Fish
sound@chattanoogaphoto.org

Camera Club Council of Tennessee (3CT) Club Rep: Sally Edwards
3ctclubrep@chattanoogaphoto.org

Community Outreach: Vacant
outreach@chattanoogaphoto.org

Contests-Quarterly and Annual: Martin Fish
contest@chattanoogaphoto.org

Continuing Photography Education: Patrick Thompson
contphotoedu@chattanoogaphoto.org

Exhibitions: Milton McLain
exhibitions@chattanoogaphoto.org

Field Trips: Bri Klutz
fieldtrips@chattanoogaphoto.org

Fundraising: Howard Kaplan
fundraising@chattanoogaphoto.org

Membership: Ann Robards
contact@chattanoogaphoto.org

Newsletter: Mary Jane Fish, Editor
editor@chattanoogaphoto.org

Programs: Richard Smith
programs@chattanoogaphoto.org

PSA Competition-PID: Vacant
pid-competition@chattanoogaphoto.org

PSA Competition-ND: Vacant
ndcompetition@chattanoogaphoto.org

PSA Club Representative: Milton McLain
psa-rep@chattanoogaphoto.org

Publicity: Vacant
publicity@chattanoogaphoto.org

Reception: Kathy Hamill
reception@chattanoogaphoto.org

Special Events: Special Events
special-events@chattanoogaphoto.org

Webmaster: David Temples
webmaster@chattanoogaphoto.org

Website: David Temples
website@chattanoogaphoto.org

Workshops & Seminars: Vacant
workshops@chattanoogaphoto.org

Youth Photography (YPS): Vacant
youthcontest@chattanoogaphoto.org

Calendar of Events

Sept 10 7:00pm—Board Meeting on Zoom
Sept 12 8:30am– Sept Field Trip
Sept 17 Open House and Board Election (Election will happen right after the welcome)
Sept 17 11:30pm 3rd Quarter Competition due
Sept 19 10:30-12:30pm ,Coffee & Camera
Oct 3 NG3C Practice (Details to follow)

PSC Membership

Pay your membership online through PayPal
www.chattanoogaphoto.org

Or by check ~ Mail check (payable to PSC) to PSC, PO Box 8886, Chattanooga 37414

STUDENTS (FULL TIME) $15 SINGLE $30

Admit One

Photo Field Trips
Photo Contest
Photo Workshops
Monthly Meetings and More!

Admit One

New Members and Visitors

PSC welcomes all visitors and new members. New members are invited to participate in all PSC events and visitors are encouraged to join PSC after three visits.

Visitors	New Members
Beverly Still	Kristen Bohannon
Michael Maisu	Jonathan Halterman
Sarah Wright	Pradeesh Prasad
	Bill Martin
	Stephen Rich
	Daniel Speraw

September Field Trip

Saturday Morning Stroll

Bri Klutz



We want to know what YOU want!

We're planning upcoming field trips, and we want your input! A link to a quick survey to help us learn what kinds of photography adventures, locations, and experiences you'd most like to see on our calendar is at https://www.surveymonkey.com/r/NR3M8M2.

Whether you're interested in wildlife, landscapes, architecture, street photography, special events (or something completely different) we want to hear from you!

BETWEEN THE BRIDGES

Howard Kaplan

There was a terrific response to the call for entries for Between the Bridges hanging artwork competition. Our members submitted 80 images that were juried by an international panel of judges referred to us by PSA, one from the US, one from Germany and one from India.

The following members are those who have had their work accepted for hanging in the booth:

Donna Bourdon, Richard Dubé, Howard Kaplan, Ed Laughlin, Mary McLain, Milton McLain, Steve McMurtry, Laura Newbourne, Jim Pierson, Diane Proffitt, Ann Robards, Mickey Rountree, Louann Smith, Richard Smith, Patrick Thompson, Patricia Wilkins.

We are grateful to all those who submitted their work and encourage everyone in the club to submit up to five prints for inclusion in the bins that will be in the booth during the exhibition weekend which will be October 24th and 25th.

More details will be forthcoming on how to prepare for showing and including work in the exhibition and an informational meeting is tentatively scheduled for September 8 at 7:00 pm.

Book Sale

As a fundraiser we will have a table for the sale of photography books at the Open House on September 17. If you have books or magazines on photography and want to donate them for the sale, please contact Howard Kaplan - howard@Chattanoogaphoto.org

Gallery at Blackwell Plans

Milton McLain

This is a month for a new show at the Gallery at Blackwell. Pictures for the gallery are due September 17 and 18 from 4-5:30pm and your current pictures are due for pickup. Bring some of your current work or some of the pictures you reviewed for Between the Bridges. Creative images are welcome too.

Pictures can be framed, canvas wrapped, or metal. If small, consider a cluster. I suggest non-glare acrylic sheets as an alternative to glass, available online from dickblick.com at a reasonable price. It's also a good choice for your Between the Bridges pictures.

There have been several sales during this show. Let's keep it upl

Third Quarter Contest

Martin Fish

The third quarter contest has a theme of Reflections. It is open now and will close on September 17 at 11:30PM. The results of the contest will be presented at the October meeting on the 15th.

The Reflections theme has the following criteria for entry:

> **Reflection** photography is a genre that uses reflective surfaces—like water, mirrors, glass, or even shiny metal—to duplicate, distort, or frame subjects, adding depth, symmetry, and surreal, artistic elements to photos, turning everyday scenes into unique visuals. It's about seeing the world differently by capturing the image *within* another image, whether it's a cityscape in a puddle or a portrait in a window.
>
> For more information see
>
> https://www.adobe.com/creativecloud/photography/type/reflection-photography.html
>
> https://fstoppers.com/education/use-reflections-your-photography-569506

I would also like to note that before the contest opened, I was supposed to change it to a three-tiered contest (Beginner, Intermediate, Advanced), but did not. The solution was to create a new contest and close the old one. That is why the contest you enter will have a "- New" at the end of the name (which will be corrected when the contest closes.)

Also, starting with this contest, awards will be given as certificates rather than ribbons. The cost of ribbons is expensive and this change will help the club stay within its budget.

So please enter the contest and show off your work to other club members.

Good luck and see you at the October meeting!

2026 NG3C Shootout!

Saturday, October. 17, 2026

NG3C sponsors the annual juried competition for amateur and professional photographers. The Council membership consists of many camera clubs from North Georgia and East Tennessee. As this is a competition between camera clubs, photographers must have membership in one of the clubs to participate in the event. To find a participating club near you and to see the rules and other current information, visit the NG3C web page: www.northgeorgiacameraclubcouncil.org (ng3c.org)

Dates to remember: the deadline for Club Registration for Tuesday, September 1, 2026.

NG3C was formed to promote photography clubs and, as such, the Shootout is a club-centered event. All Shootout participants are required to be members of a NG3C member club in good standing.

The 2026 Shootout in Dallas is limited to twelve member clubs, as space is limited at this venue. Clubs in good standing may state their intent to participate in the Shootout.

NG3C looks forward to welcoming you to Dallas, Georgia this October seventeenth for what promises to be a fun and rewarding event.



Coffee and Cameras

19 Sept, 2026 10:30am-12:30pm

Maple Street Biscuit Company

2114 Gunbarrel Rd, Chattanooga TN

This is open to members or non-members. Bring your cameras, questions, portfolios, images to share, Ipads, a friend, yourself, whatever. Let's talk some art.



PSA Photographic Society of America WORLDWIDE

PSA provides education,
Information,
inspiration and opportunity
to all persons
interested in photography

Basic Photography

Light is Light

Mickey Rountree

I feel that being able to use artificial light is an almost essential skill for a photographer. It gives you control over light placement, light quality, light color and most importantly it enables you to shoot when there is little or no available light. Many of my images are taken (and articles written) in the magic hours of 2 to 3 AM. Good luck using the natural light of the sun at 3 AM.

If you don't already incorporate artificial lighting in your photography, now is the time to start. Not only does it give you more control and make you more versatile, but it opens up a whole new learning process that goes along with my article on "deep practice".

I've said it before, and you'll hear other photographers say it:" Light is Light". What that means is that your camera's sensor doesn't care where the light hitting it came from. All it cares about is the quantity, the quality and the color balance of the light forming an image.

When these articles are converted to PDF and sized for the newsletter, the resolution and quality of the images is seriously degraded. If you would like to read the article and see the images as I did, you can see this article on my website at this link.

https://mickeyrountree.smugmug.com/Articles/Basic-Photography-Series/

I'm going to do a quick and dirty still life setup using a studio strobe, a speedlite and an LED continuous light. Rather than use the harsh raw light I used a softbox and umbrellas to soften the light. The important thing to remember is that the larger the light source is in relation to the subject, the softer the light quality and the more subtle is the transition from highlight to shadow. I think you'll agree with me that there is little if any difference in the images from three different light sources.

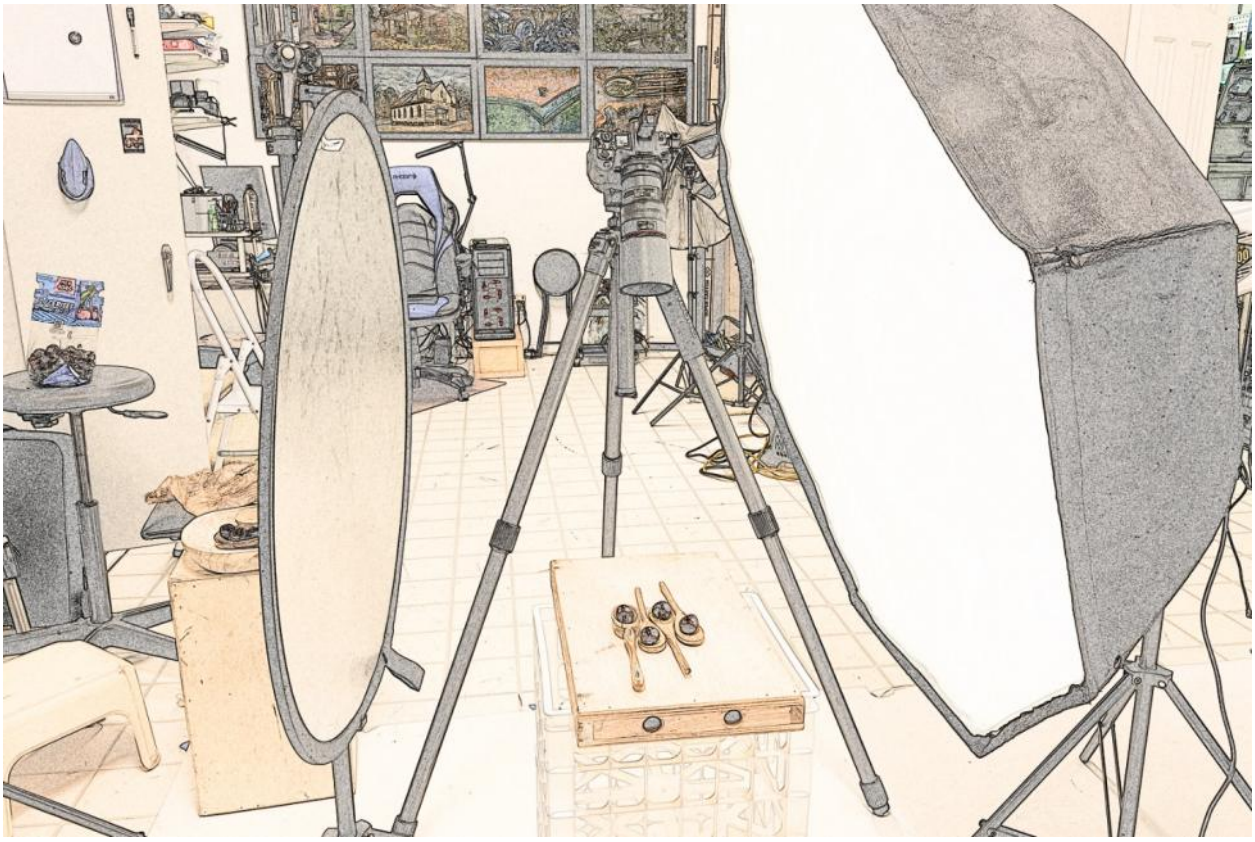

My first setup was an Alien Bee studio strobe in a soft box. Studio strobe is the most expensive of the three options, and can have a steep learning curve initially. Studio strobes have modeling lights that illuminate the subject and show you the light direction and quality, making proper placement easier. The power of the light (quantity) can be adjusted, and exposure is controlled by light output, ISO, and aperture. As long as shutter speed is slower than the synch speed (but not excessively slow) it has little or no effect on exposure. Lots of photographers use studio strobe without a light meter by trial and error using the LCD screen of the camera. Since I started in the film days, I had to learn to use a flash meter, and still do and I get my exposure quicker. The camera's meter is useless, since it doesn't know about the burst of light that will be coming from the strobe. I set my white balance to flash, but I also shot a gray card to fine tune the color in processing. Auto white balance is a poor choice, again because it doesn't see the light from the strobe. The softbox takes the small flashtube and converts it into a very large soft source.



In Lightroom I selected the first image with the gray card, then Ctrl-A to select all of the images, In the develop module I clicked on the color eye dropper, clicked on the gray card and all of my images were adjusted to the correct light balance.



Here is the final image. To maintain consistency, I only did basic editing to all of the images in Lightroom.



My second setup was a speedlite off camera used in manual mode with a remote trigger. Speedlites are cheaper than studio strobes. They also have a relatively steep learning curve, and since they don't have modeling lights, getting them in the proper position can involve lots of trial and error. Most camera brands have an automated flash exposure system such as Canon's ETTL, but I find manual mode is more consistent. I didn't have a softbox, so I aimed the speedlite into a white satin umbrella to create a larger light source and softer light quality. Wow, what a song title: "Lights in White Satin"! (Apologies to The Moody Blues.) Again I used a flash meter, but it is possible to adjust aperture, ISO and flash power by trial and error. And I used a gray card for color balance. Generally, you don't need to turn off the room lights, as the flash output will overpower the room lights. And you need the room lights to focus, since there are no modeling lights.

Here is the setup, and final image.

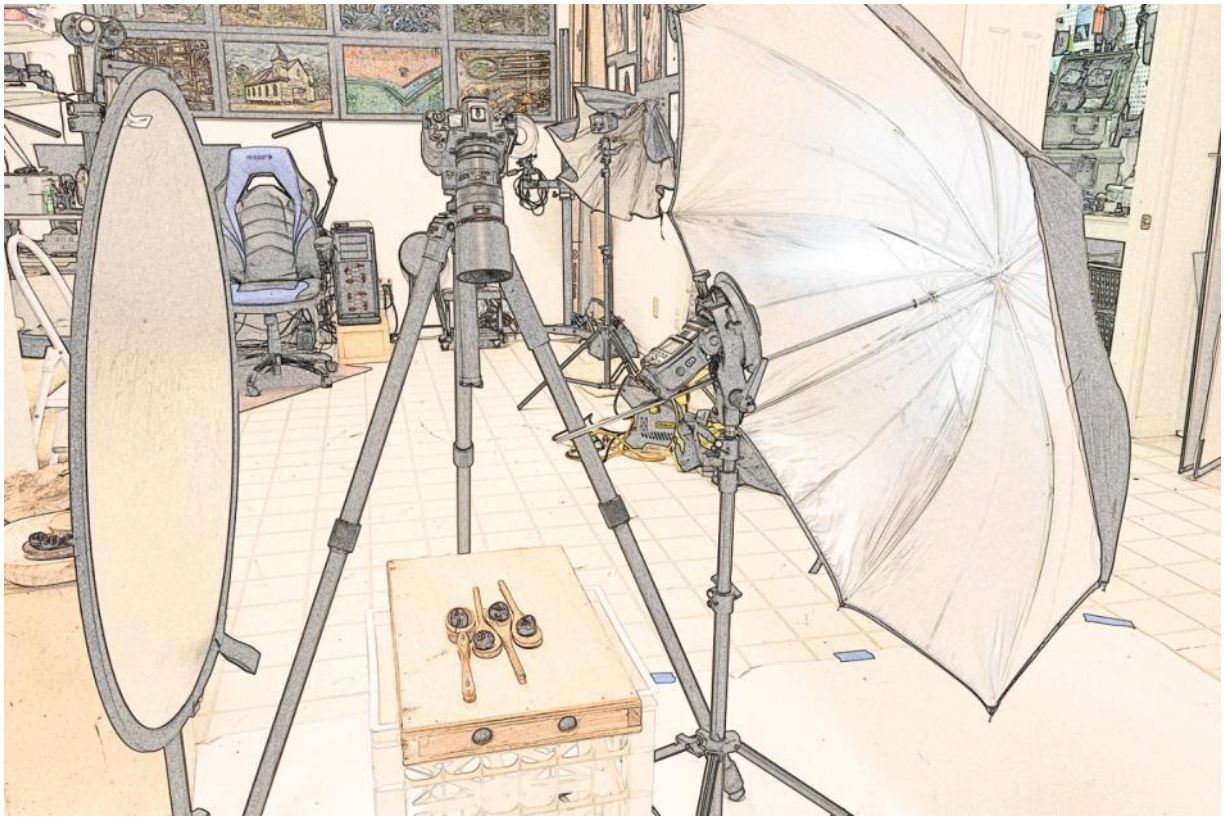



My third setup was an LED continuous light source. In years past my continuous source might have been tungsten (very hot) or fluorescent (color balance problems) but today LED lights are small and affordable. Most have adjustments for color temperature and output brightness. I also used a gray card for light balance. If you are just starting with lighting, continuous light sources have several advantages; they are fairly inexpensive, what you see is what you get, and most importantly your camera meter works well. The major disadvantage is that they have relatively low output, requiring slow shutter speeds or wide apertures or high ISO or all of the above. If you have your camera on a sturdy tripod, the low light should not be a problem, but if you want to handhold your camera you'll feel all of the limitations. Also be sure to turn off the room lights since they will alter the shadows, the overall exposure, and possibly the color balance. If you need to shoot moving subjects LED lights are probably not a good choice.

I also bounced the LED into a white satin umbrella to soften it. Here is the setup and the final image.









Here are three more images, in no particular order, and I doubt many photographers could accurately say which light was used on each image. As I said, light is light.



Bonus

I finally got a new phone with a very good camera and I shot some still life test shots with a LED and umbrella setup. This was perfect for cell phone photography, since the camera sees what is going on and it doesn't have to deal with low light as it normally would indoors. Just remember to shoot in a relatively dark room and turn off the room lights so you are in control of all of the light and shadow. This is a great situation to learn your cell phone camera's controls and capability as you learn lighting.



Camera Club Council of Tennessee - PhotoTrek 2026
The University of the South, Sewanee, Tennessee
Saturday, October 17 – 9:00 a.m. to 6:00 p.m. CDT

Free Event – Plus, the first 60 to sign up get lunch for **Free** at McClurg Dining Hall. Spouses Welcome! Click the QR code or Register online at: *https://tinyurl.com/3CTPhotoTrek2026.*

Enjoy a most beautiful campus spread over 13,000 wooded acres.







9:30 a.m. - Speaker: Jeffrey Wetherill - Jeffrey is a photographer based in Belleville, Illinois. His work has been featured in Fujilove and Tennessee Magazines, social media, and nationwide exhibitions. He is the President of the Light & Lens Camera Club in Centralia, Illinois. He'll explore how to truly see a building, understand how light affects it, and teach the skills for capturing its best features. You'll discover how to play with sharp angles, dramatic shadows, and unique perspectives to tell a story with every shot.

Photo Venues

War Memorial Cross at the Overlook
All Saints' Chapel
Arboretum Equestrian Center
The Tennessee Williams Center for the Arts
Wernet Military Museum - Monteagle
Art Gallery
McClurg Dining Hall
Sewanee Inn
Convocation Hall
University Farm

A few miles south is Natural Bridge as well as hiking trails throughout the area. There are many housing and dining options. If you plan to stay overnight, make your reservations early as it will be fall foliage season. There are many photo venue options in the vicinity of the campus including the town of Sewanee and nearby Monteagle at I-24.

PSC Board Members

Officers

President:	Michael Sobel	president@chattanoogaphoto.org
Pres-Elect:	Richard Smith	president-elect@chattanoogaphoto.org
Secretary:	Cheryl Hale	secretary@chattanoogaphoto.org
Treasurer:	Mary McLain	treasurer@chattanoogaphoto.org

Directors

Howard Kaplan ('28)	Howard@Chattanioogaphoto.org
Pete Savage ('28)	Pete@Chattanoogaphoto.org
Cynthia DeWild ('28)	
Don Jernigan ('27)	Don@chattanoogaphoto.org
Nichole Vild ('27)	Nichole@chattanoogaphoto.org
Patricia Wilkins ('27)	Patricia@chattanoogaphoto.org
Donna Bourdon ('26)	Donna@chattanoogaphoto.org
Dr. Michael Brown ('26)	Michael@chattanoogaphoto.org
Lynn Petty ('26)	Lynn@chattanoogaphoto.org

Webmaster: David Temples	webmaster@chattanoogaphoto.org
Editor: Mary Jane Fish	editor@chattanoogaphoto.org
Website	www.chattanoogaphoto.org
Facebook	www.facebook.com/chattanoogaphoto
Twitter	www.x.com/ChattanoogaFoto
Instagram	https://www.instagram.com/PhotoSocietyChattanooga

Thanks to Shaw Industries for printing our monthly newsletter.

Monthly Meeting Information

Day: 3rd Thursday Each Month

Time: 6:00 PM, Continuing Education
6:30 PM, Registration & Social
7:00 PM, Meeting & Program

St. John United Methodist Church
CAC
3921 Murray Hills Drive

Directions: Exit Hwy 153 onto Hwy 58 North. Turn left at the first traffic light onto Murray Hills Drive. Entrance to the church is on the right. PSC will meet in the CAC (gymnasium) ground level entrance immediately in front of you. Parking surrounds the church; however other entrances will normally be locked.

The Photographic Society of Chattanooga holds club membership in the Photographic Society of America, ArtsBuild Chattanooga, Camera Club Council of Tennessee (3CT), and the North Georgia Camera Club Council (NG3C).

A 501(c)(3)Organization

Photographic Society of Chattanooga
PO Box 8886
Chattanooga, TN 37414